



Struttura: in legno multistrato. Preparazione della struttura sedile in poliuretano espanso ad alta resilienza composto da numerosi strati di quote differenziate. Inserto centrale formato da molle d'acciaio insacchettate che garantiscono l'indeformabilità della seduta e un maggiore comfort. Lo strato superiore della seduta è formato da singole fasce sagomate ad alta componente elastica che, aggregate allo strato inferiore, garantiscono un migliore comfort nel tempo.

La struttura sedile è rivestita con trapuntino di fibra termolegata traspirante accoppiata con tela di cotone bianca anallergica che conferisce morbidezza.

Preparazione della struttura braccioli e schienali in poliuretano espanso a quote differenziate ad alta densità rivestiti successivamente con trapuntino di fibra di poliester termolegata traspirante, accoppiata con tela cotone bianca anallergica. Il trapuntino include al suo interno una sacca imbottita di microfibra siliconata - con basso coefficiente di attrito - che si adatta completamente alla struttura; tale imbottitura, con elevate caratteristiche di morbidezza e sofficià, è ottenuta da PET 100% riciclato certificato.

Tutti i materiali impiegati per realizzare il trapuntino sono anallergici.

La fodera del sedile prevede una trapuntatura realizzata grazie ad un ricamo che accoppia, la fibra termolegata di forte spessore con la tela di cotone bianco, alla fodera.

Cuscineria: imbottitura cuscini schienali in microfibra siliconata - con basso coefficiente di attrito - che consente una migliore distribuzione del peso del corpo sulla superficie d'appoggio garantendo un notevole comfort. Inserto centrale in poliuretano espanso, ad esclusione dei cuscini optional.

Sfoderabilità: cuscini schienali completamente sfoderabili in tutte le versioni. Rivestimento della struttura, in tessuto o pelle, completamente sfoderabile rimuovendo la base perimetrale in metallo.

Base: cornice perimetrale e piedini per appoggio a terra in metallo con finitura Cromo oppure verniciato lucido anti-touch color Bronzo. Scivolante protettivo in SEBS (gomma morbida antigraffio e antimacchia oil free) nel colore peltro o bronzo, in abbinamento alla finitura dei piedini.

Structure: in plywood. The seat structure is made of many layers of variable-density, high resilience polyurethane foam. A core insert made of steel pocket springs ensures non-deformability of the seat and greater comfort. The upper layer of the seat is made of individual high-elastic-content contoured webbing which, combined with the lower layer, ensures greater comfort over time.

The seat structure is encased in breathable heat-bonded quilted fibre laminated to white hypoallergenic cotton fabric for added softness. The armrest and backrest structures are covered in high-resilience, variable-density polyurethane foam, then encased in breathable heat-bonded polyester quilted fibre laminated to hypoallergenic white cotton fabric.

Inside the quilt is a bag padded with siliconised microfibre - with low coefficient of friction - which completely conforms to the structure; this very soft, fluffy padding is obtained from certified 100% recycled PET.

All of the materials employed in manufacturing the quilt are hypoallergenic.

Embroidered quilting on the seat upholstery joins the thick heat-bonded fibre, encased in white cotton fabric, to the upholstery.

Cushions: padding for backrest cushions in siliconised microfibre - with low coefficient of friction - allows optimal distribution of body weight over the support surface, to ensure outstanding comfort. Optional cushions do not contain the core insert in polyurethane foam.

Covers: upholstery for backrest cushions is completely removable in all versions. Structure coverings in fabric and leather are completely removable after the metal perimeter base has been detached.

Base: perimeter frame and feet in metal with chrome finish or varnished polished anti-fingerprint Bronze colour finish. Protective SEBS glides (soft, scratch-proof, oil-free, non-staining) in Pewter or Bronze colour to match the finish of the feet.

Struktur: Aus Sperrholz.

Polsterung der Struktur aus hochwiderstandsfähigem PU-Schaum, der aus zahlreichen Schichten mit differenzierter Dichte besteht. Zentraler Einsatz aus Taschenfederkernen aus Stahl, die für die Formbeständigkeit der Sitzfläche und einen höheren Sitzkomfort garantieren. Die obere Lage der Sitzfläche besteht aus einzelnen geformten Teilstücken mit einem hohen elastischen Anteil und garantiert in Kombination mit der unteren Lage für einen höheren Sitzkomfort auf lange Sicht. Die Struktur der Sitzfläche ist mit einer gesteppten Polsterung aus atmungsaktiver thermofixierter Faser mit Bezug aus weißer, antiallergischer Baumwolle bezogen, die für einen angenehm weichen Sitzkomfort garantiert.

Polsterung der Arm- und Rückenlehnenstruktur aus PU-Schaum mit differenzierter, hoher Dichte und zusätzlicher gesteppter Polsterung aus atmungsaktiver thermofixierter Polyesterfaser mit Bezug aus weißer, antiallergischer Baumwolle.

In der gesteppten Polsterung befindet sich eine Tasche mit Füllung aus silikonbeschichteter Mikrofaser mit geringem Reibungswiderstand, die sich vollständig an die Struktur anpasst. Diese Polsterung ist besonders weich und flauschig und besteht aus zertifiziertem, zu 100% recyceltem PET.

Alle, für die gesteppte Polsterung verwendeten Materialien sind antiallergisch.

Der Überzug der Sitzfläche ist mit einer Steppung mit einem Stich ausgeführt, der die thermofixierte, sehr dicke Faser mit Bezug aus weißer Wolle mit dem Überzug verbindet.

Kissen: Polsterung der Rückenlehnen mit silikonbeschichteter Mikrofaser mit geringem Reibungskoeffizient, die eine bessere Verteilung des Körpergewichts auf der Auflagefläche erlaubt und für einen hohen Komfort garantiert. Zentraler Einsatz aus PU-Schaum, außer bei den optionalen Kissen.

Abziehbarkeit: Sitzkissen und Rückenlehnen sind in allen Versionen komplett abziehbar. Der Stoffbezug oder Lederbezug des Gestells ist nach Abnehmen des umlaufenden Untergestells aus Metall komplett abziehbar.

Basis: Umlaufender Rahmen und Füße aus Metall mit verchromter Oberfläche oder mit glänzender Anti-Touch-Lackierung in der Farbe Bronze. Schutzgleiter aus SEBS (weiches, ölfreies Gummi für Kratz- und Fleckenschutz) in der Farbe Zinn oder Bronze, abgestimmt auf die Oberfläche der Füße.

Structure: en bois multiplis.

Préparation de la structure du siège en polyuréthane expansé haute résilience composé de plusieurs couches à densité différenciée.

Insert central formé de ressorts ensachés en acier qui garantissent l'indéformabilité de l'assise et un plus grand confort. La couche supérieure de l'assise est formée de bandes individuelles préformées à haute composante élastique qui, cumulées à la couche inférieure, garantissent un meilleur confort au fil du temps.

La structure du siège est revêtue d'un rembourrage en fibre de polyester thermocollée respirante, contrecollée sur une toile en coton blanc hypoallergénique qui apporte de la souplesse.

Préparation de la structure des accoudoirs et des dossiers en polyuréthane expansé à densité différenciée haute densité, recouverte ultérieurement d'un rembourrage en fibre de polyester thermocollée respirante, contrecollée sur de la toile en coton blanc hypoallergénique.

Le rembourrage contient une poche garnie de microfibre siliconée - avec un faible coefficient de frottement - qui s'adapte parfaitement à la structure; ce garnissage particulièrement souple et moelleux est issu de PET 100% recyclé certifié. Tous les matériaux utilisés pour réaliser ce rembourrage sont hypoallergéniques.

La housse du siège présente un matelassage réalisé moyennant une broderie qui unit la fibre thermocollée de forte épaisseur contrecollée sur la toile en coton blanc à la housse.

Coussins: rembourrage des coussins de dossier en microfibre siliconée - avec un faible coefficient de frottement - qui permet une meilleure répartition du poids du corps sur la surface, assurant un confort remarquable. Insert central en polyuréthane expansé, à l'exclusion des coussins en option.

Déhoussage: coussins de dossier entièrement déhoussables dans toutes les versions. Revêtement de la structure, en tissu ou en cuir, entièrement déhoussable en enlevant le piétement périmétrique en métal.

Base: cadre périmétrique et pieds en métal finition Chrome ou peint brillant anti-trace couleur Bronze. Patins glisseurs en SEBS (caoutchouc souple anti-rayures et antitache oil-free) couleur étain ou bronze, assortis à la finition des pieds.

Minotti

Per agevolare la rimozione del rivestimento e la consegna, i braccioli sono sfilabili dalla base tramite un sistema di innesto e sgancio rapido. Prima, rimuovere le viti dalla base e dai piedini.

OPZIONE ALTEZZA PIEDINI

A richiesta sono disponibili, senza sovrapprezzo, piedini H 11,5 cm ovvero più alti di 3 cm rispetto ai piedini di serie. Questa opzione deve essere specificata all'atto dell'ordine. Qualora non venisse indicato, verranno montati i piedini con altezza STANDARD (8,5 cm).

VASSOIO PER BRACCIOLO

Struttura in alluminio curvato rivestito completamente in cuoio nei colori previsti a campionario.

POGGIATESTA

Realizzato in multistrato rivestito in poliuretano espanso ad alta densità, successivamente rivestito con fibra termolegata traspirante accoppiata con tela di cotone bianca. Per migliorare l'aderenza dell'elemento alla seduta, all'interno della fascia, in corrispondenza del cuscino sedile, è stato inserito un contrappeso. Tessuto antiscivolo sul fondo. Completamente sfoderabile.

To facilitate the removal of the upholstery and delivery, the armrests can be detached from the base by means of a quick coupling and uncoupling system. First, remove the screws from the base and the feet.

FEET HEIGHT OPTIONS

Available on request, 11.5 cm high feet, no surcharge; 3 cm higher than standard feet. This option must be specified at the time the order is placed. Failure to indicate the option will result in mounting of STANDARD height feet (8.5 cm).

TRAY FOR ARMREST

Structure in curved aluminium clad entirely in saddle hide, in the colours on the sample board.

HEADREST

Made of plywood coated in high-resilience polyurethane foam, then sheathed in breathable, heat-bonded fiber laminated to white cotton canvas. To improve adherence of the element to the seat, a counterweight is inserted inside the fabric strip where it meets the seat cushion. Non-slip fabric on the bottom. Cover completely removable.

Für ein einfaches Abziehen vom Bezug und Transportieren des Sofas können die Armlehnen mit einem Schnellkupplungssystem vom Untergestell aus abgenommen werden. Dazu zuerst die Schrauben von Untergestell und Füßen abschrauben.

OPTION HÖHE DER FÜSSE

Auf Anfrage hin sind, ohne Aufschlag, 11,5 cm hohe Füße erhältlich, also 3 cm höher als die serienmäßige Ausführung. Diese Option ist bei Bestellung anzugeben. Ohne spezifische Angabe werden die STANDARD-Füße (8,5 cm hoch) montiert.

TABELETT FÜR ARMLEHNE

Gestell aus gebogenem Aluminium, komplett mit Bezug aus Kernleder in den in der Musterkollektion vorgesehenen Farben.

KOPFSTÜTZE

Aus Sperrholz mit Beschichtung aus PU-Schaum mit hoher Dichte, Polsterung mit atmungsaktiver temperaturregulierter Faser und Bezug aus weißer Baumwolle. Damit die Kopfstütze perfekt an der Sitzfläche anliegt, befindet sich im Band auf Höhe des Sitzkissens ein Gegengewicht. Rutschfestes Gewebe am Boden des Elements. Komplet abziehbar.

Afin de faciliter le retrait du revêtement et la livraison, les accouvoirs sont amovibles grâce à un système d'enclenchement et de désenclenchement rapide. Commencer par retirer les vis du piètement et des pieds.

OPTION HAUTEUR DES PIEDS

Des pieds H 11,5 cm, à savoir 3 cm plus hauts que les pieds de série, sont disponibles sur demande, sans surcout. Cette option doit être spécifiée lors de la commande. En cas de non-indication, les pieds de la hauteur STANDARD (8,5 cm) seront montés.

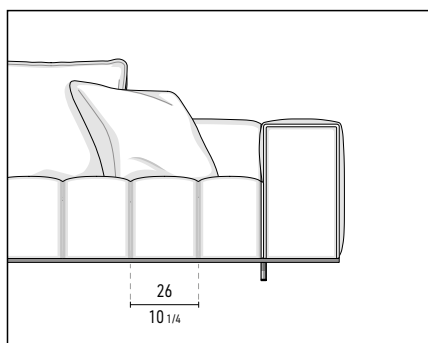
PLATEAU POUR ACCOUVOIR

Structure en aluminium incurvé entièrement recouvert de cuir de sellerie dans les couleurs figurant au catalogue d'échantillons.

APPUI-TÊTE

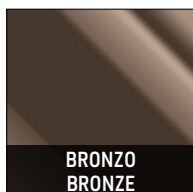
Fabriqué en multiplis recouvert de polyuréthane expansé haute densité, puis de fibre thermocollée respirante doublée de toile de coton blanche. Pour améliorer l'adhérence de l'élément à l'assise, un contrepoids a été inséré à l'intérieur de la bande, au niveau du coussin d'assise. Tissu antidérapant sur le bas. Entièrement déhoussable.

PASSO DELLE TRAPUNTATURE QUILTING SECTION




CORNICE E PIEDINI FRAME AND FEET

METALLO LUCIDO POLISHED METAL



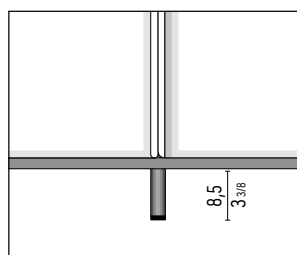
BRONZO
BRONZE



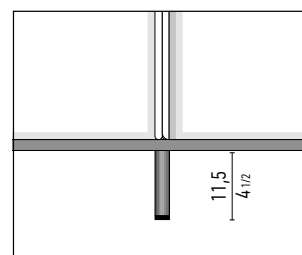
CROMO
CHROME

OPZIONE ALTEZZA PIEDINI | FEET HEIGHT OPTIONS

VERSIONE STANDARD STANDARD VERSION

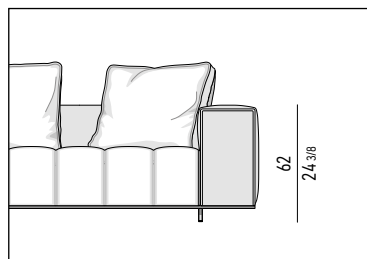


VERSIONE HIGH HIGH VERSION

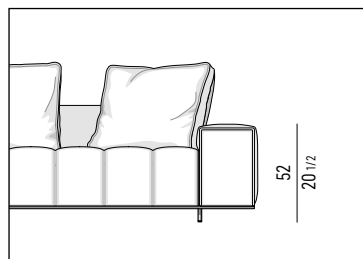


OPZIONE ALTEZZA BRACCIOLO | ARMREST HEIGHT OPTION

VERSIONE "STANDARD"
"STANDARD" VERSION



VERSIONE "LOW ARM"
"LOW ARM" VERSION

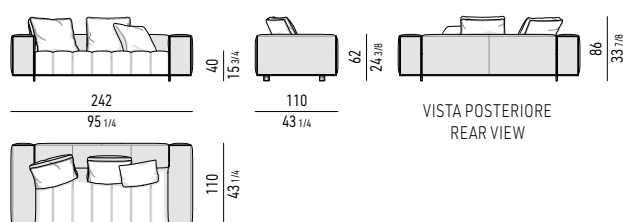


N.B.: LA PARTE COLORATA DEL DISEGNO, IDENTIFICA LO SCHIENALE E/O IL BRACCIOLO ALTO.

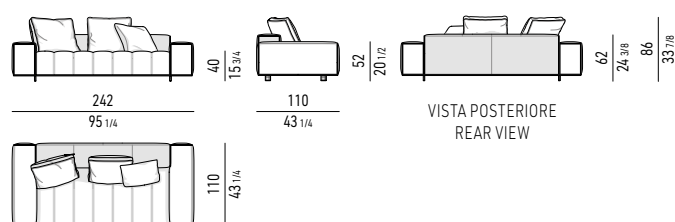
N.B.: THE COLOURED PART IN THE DRAWING IDENTIFIES THE HIGH BACK-AND/OR ARMREST.

DIVANI | SOFAS

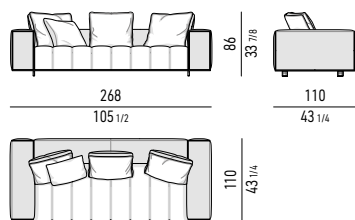
DIVANO CM 242
SOFA CM 242



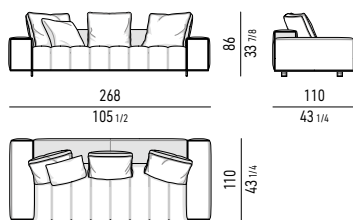
LOW ARM DIVANO CM 242
LOW ARM SOFA CM 242



DIVANO CM 268
SOFA CM 268

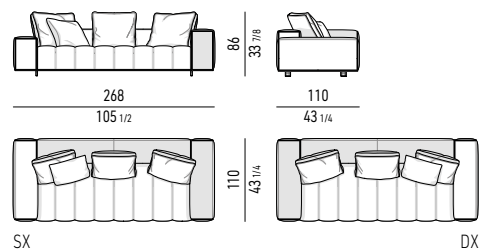


LOW ARM DIVANO CM 268
LOW ARM SOFA CM 268



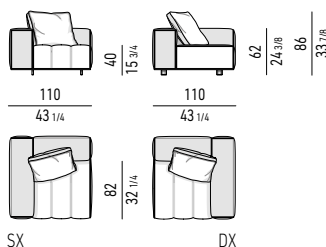
DIVANO ANGOLARE | CORNER SOFA

MIX DIVANO ANGOLARE CM 268
MIX CORNER SOFA CM 268

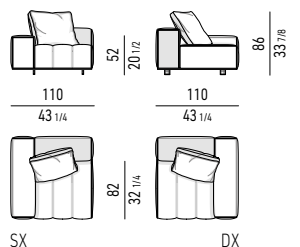


ELEMENTI TERMINALI | ELEMENTS WITH 1 ARMREST

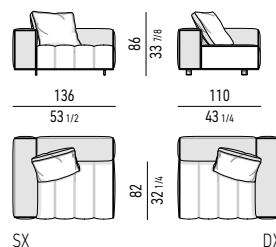
ELEMENTO TERMINALE CM 110
ELEMENT WITH 1 ARMREST CM 110



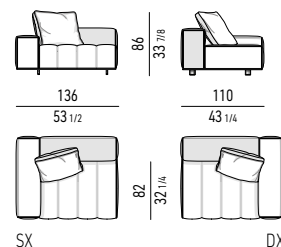
LOW ARM ELEMENTO TERMINALE CM 110
LOW ARM ELEMENT WITH 1 ARMREST CM 110



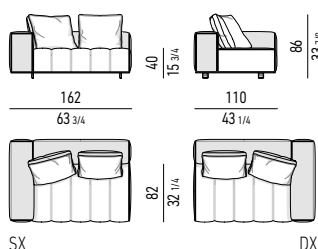
ELEMENTO TERMINALE CM 136
ELEMENT WITH 1 ARMREST CM 136



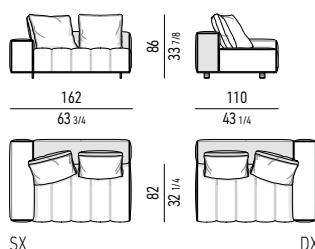
LOW ARM ELEMENTO TERMINALE CM 136
LOW ARM ELEMENT WITH 1 ARMREST CM 136



ELEMENTO TERMINALE CM 162
ELEMENT WITH 1 ARMREST CM 162

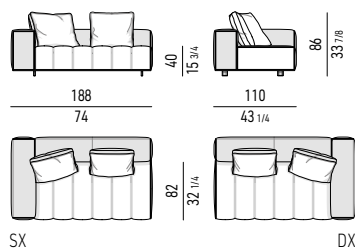


LOW ARM ELEMENTO TERMINALE CM 162
LOW ARM ELEMENT WITH 1 ARMREST CM 162

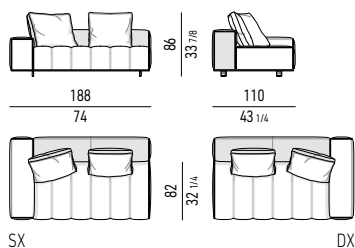


Minotti

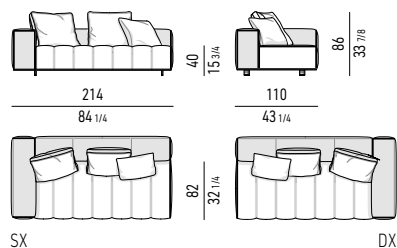
ELEMENTO TERMINALE CM 188
ELEMENT WITH 1 ARMREST CM 188



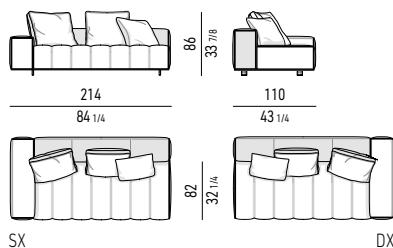
LOW ARM ELEMENTO TERMINALE CM 188
LOW ARM ELEMENT WITH 1 ARMREST CM 188



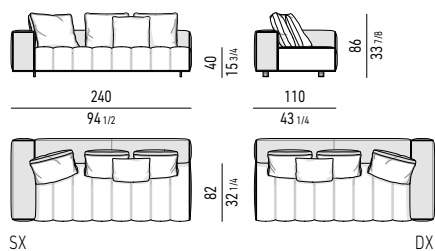
ELEMENTO TERMINALE CM 214
ELEMENT WITH 1 ARMREST CM 214



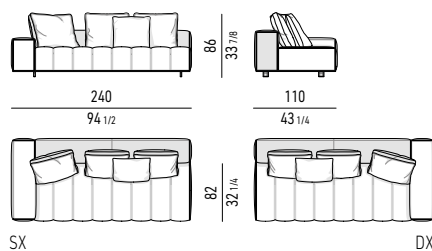
LOW ARM ELEMENTO TERMINALE CM 214
LOW ARM ELEMENT WITH 1 ARMREST CM 214



ELEMENTO TERMINALE CM 240
ELEMENT WITH 1 ARMREST CM 240

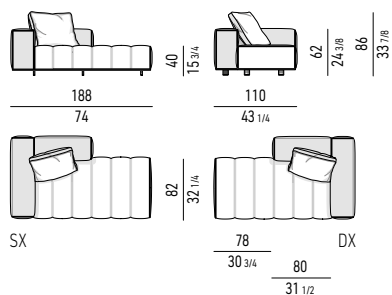


LOW ARM ELEMENTO TERMINALE CM 240
LOW ARM ELEMENT WITH 1 ARMREST CM 240

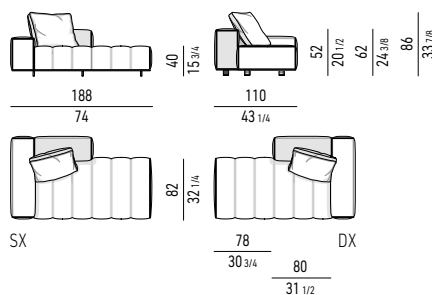


ELEMENTI TERMINALI PENISOLA | OPEN-END ELEMENTS WITH ARMREST

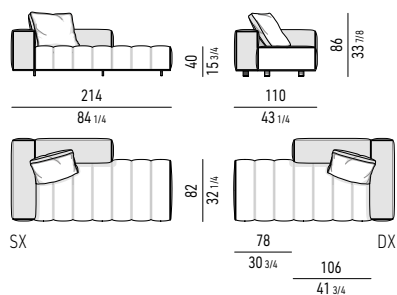
ELEMENTO TERMINALE PENISOLA CM 188
OPEN-END ELEMENT WITH ARMREST CM 188



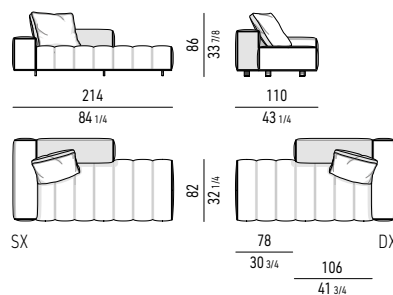
LOW ARM ELEMENTO TERMINALE PENISOLA CM 188
LOW ARM OPEN-END ELEMENT WITH ARMREST CM 188



ELEMENTO TERMINALE PENISOLA CM 214
OPEN-END ELEMENT WITH ARMREST CM 214

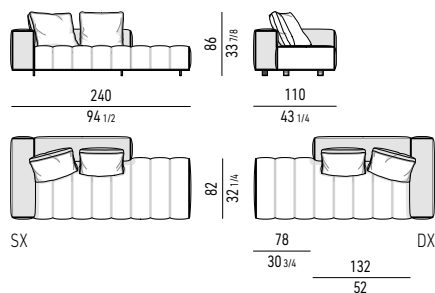


LOW ARM ELEMENTO TERMINALE PENISOLA CM 214
LOW ARM OPEN-END ELEMENT WITH ARMREST CM 214

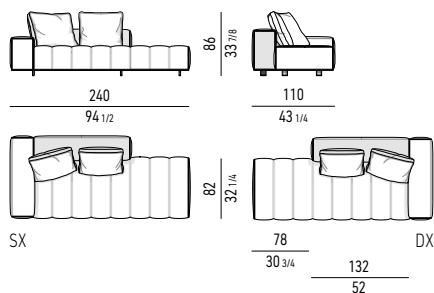


Minotti

ELEMENTO TERMINALE PENISOLA CM 240
OPEN-END ELEMENT WITH 1 ARMREST CM 240

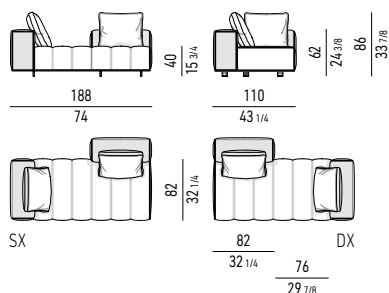


LOW ARM ELEMENTO TERMINALE PENISOLA CM 240
LOW ARM OPEN-END ELEMENT WITH 1 ARMREST CM 240

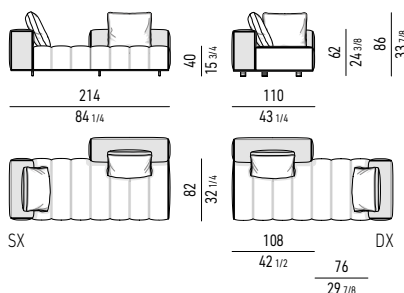


ELEMENTI DAYBED | DAYBED ELEMENTS

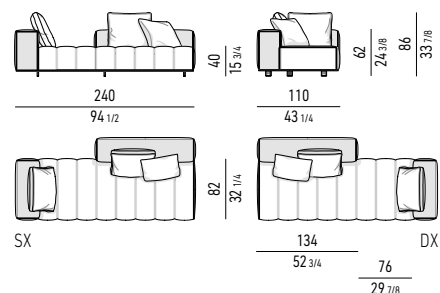
ELEMENTO DAYBED CM 188
DAYBED ELEMENT CM 188



ELEMENTO DAYBED CM 214
DAYBED ELEMENT CM 214

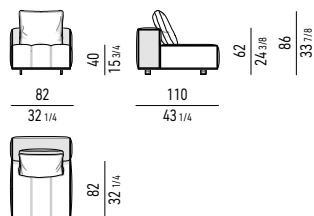


ELEMENTO DAYBED CM 240
DAYBED ELEMENT CM 240

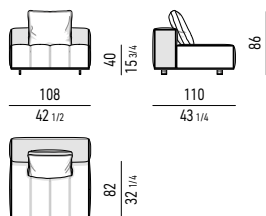


ELEMENTI CENTRALI | CENTRAL ELEMENTS

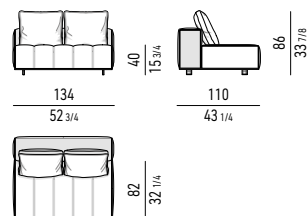
ELEMENTO CENTRALE CM 82
CENTRAL ELEMENT CM 82



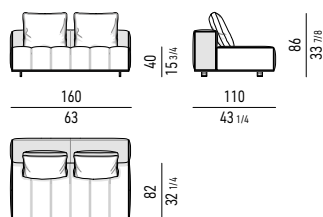
ELEMENTO CENTRALE CM 108
CENTRAL ELEMENT CM 108



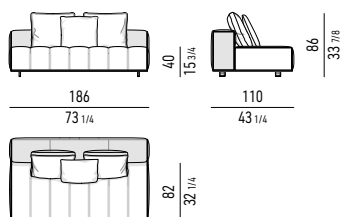
ELEMENTO CENTRALE CM 134
CENTRAL ELEMENT CM 134



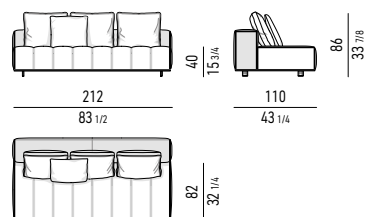
ELEMENTO CENTRALE CM 160
CENTRAL ELEMENT CM 160



ELEMENTO CENTRALE CM 186
CENTRAL ELEMENT CM 186

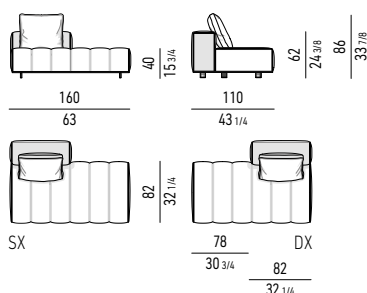


ELEMENTO CENTRALE CM 212
CENTRAL ELEMENT CM 212

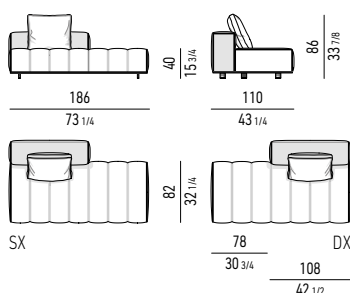


ELEMENTI PENISOLA | OPEN-END ELEMENTS

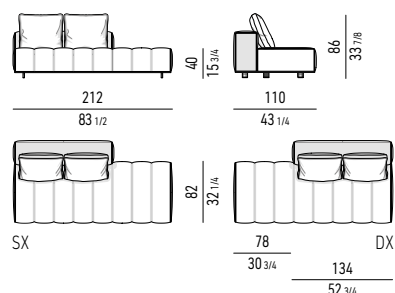
ELEMENTO PENISOLA CM 160
OPEN-END ELEMENT CM 160



ELEMENTO PENISOLA CM 186
OPEN-END ELEMENT CM 186



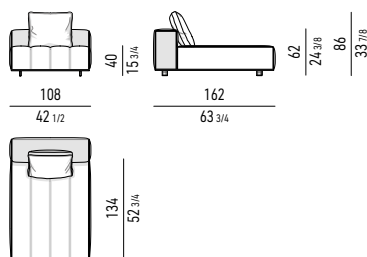
ELEMENTO PENISOLA CM 212
OPEN-END ELEMENT CM 212



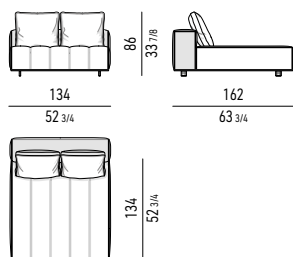
Minotti

COUCHES

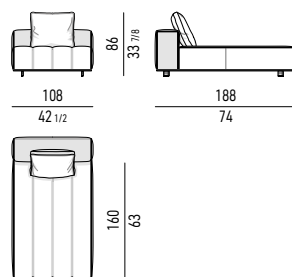
COUCH CM 108X162
COUCH CM 108X162



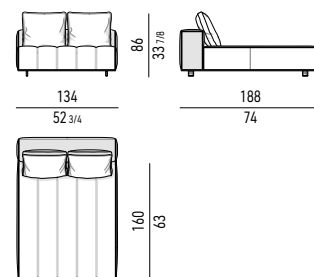
COUCH CM 134X162
COUCH CM 134X162



COUCH CM 108X188
COUCH CM 108X188

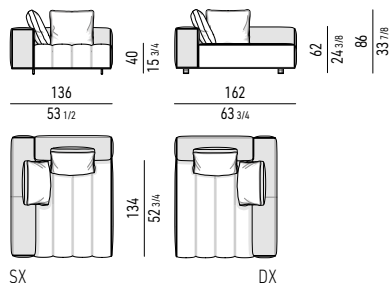


COUCH CM 134X188
COUCH CM 134X188

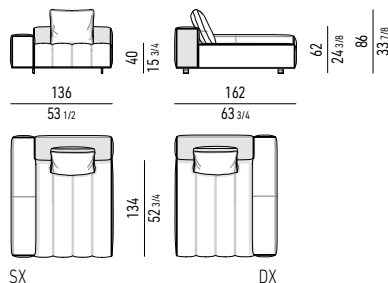


CHAISE-LONGUES

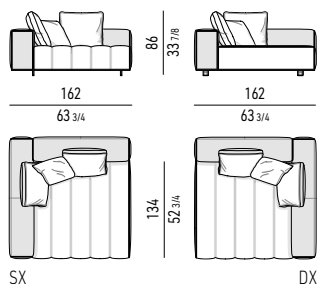
CHAISE-LONGUE CM 136X162
CHAISE-LONGUE CM 136X162



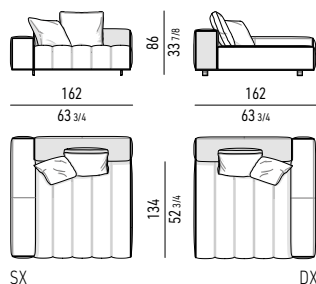
LOW ARM CHAISE-LONGUE CM 136X162
LOW ARM CHAISE-LONGUE CM 136X162



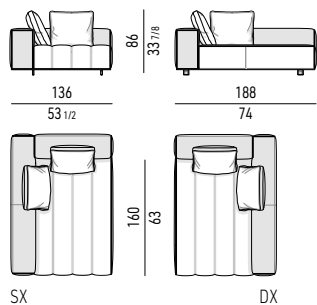
CHAISE-LONGUE CM 162X162
CHAISE-LONGUE CM 162X162



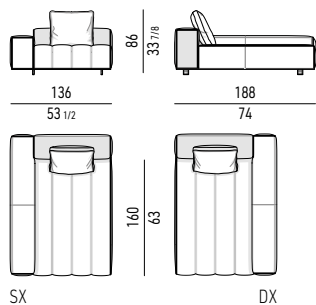
LOW ARM CHAISE-LONGUE CM 162X162
LOW ARM CHAISE-LONGUE CM 162X162



CHAISE-LONGUE CM 136X188
CHAISE-LONGUE CM 136X188

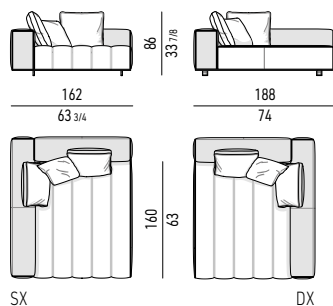


LOW ARM CHAISE-LONGUE CM 136X188
LOW ARM CHAISE-LONGUE CM 136X188

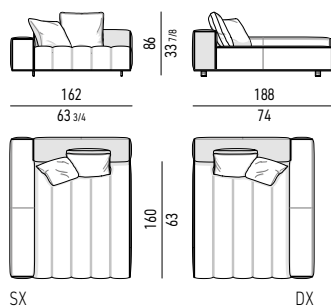


Minotti

CHAISE-LONGUE CM 162X188
CHAISE-LONGUE CM 162X188

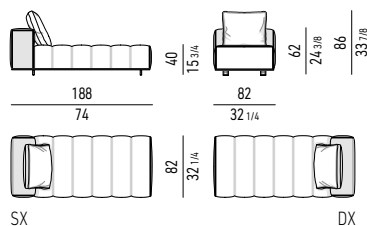


LOW ARM CHAISE-LONGUE CM 162X188
LOW ARM CHAISE-LONGUE CM 162X188

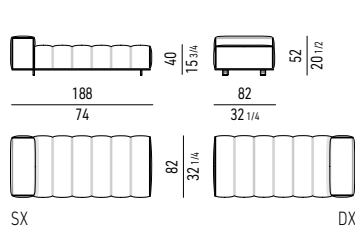


PANCHE CON BRACCIOLO | BENCHES WITH ARMREST

PANCA CON BRACCIOLO CM 188X82
BENCH WITH ARMREST CM 188X82

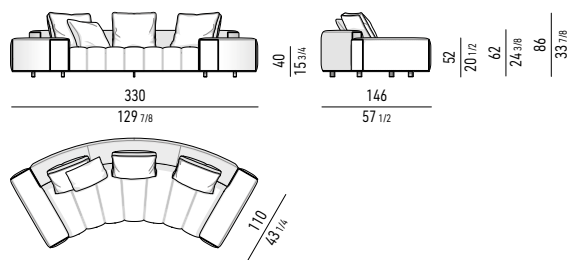


LOW ARM PANCA CON BRACCIOLO CM 188X82
LOW ARM BENCH WITH ARMREST CM 188X82

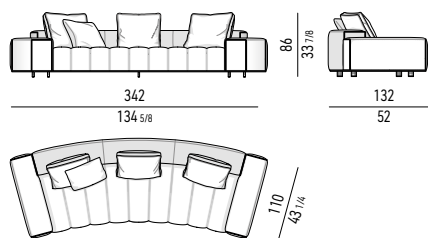


ELEMENTI CURVI "RAINBOW" | "RAINBOW" ANGLED ELEMENTS

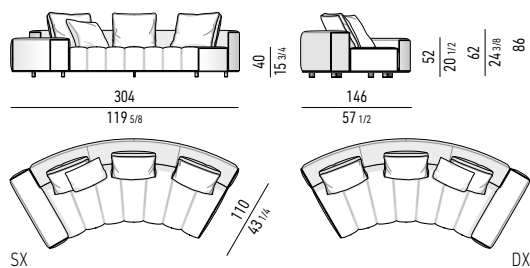
RAINBOW DIVANO CURVO CM 330
RAINBOW ANGLED SOFA CM 330



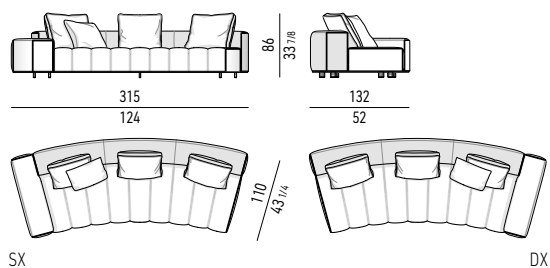
RAINBOW DIVANO CURVO CM 342
RAINBOW ANGLED SOFA CM 342



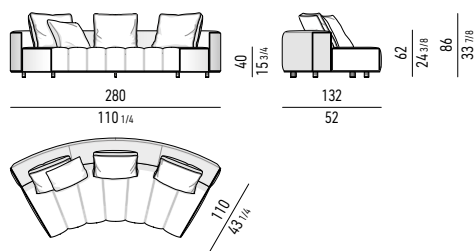
RAINBOW DIVANO CURVO CON 1 BRACCIOLO CM 304
RAINBOW ANGLED SOFA WITH 1 ARMREST CM 304



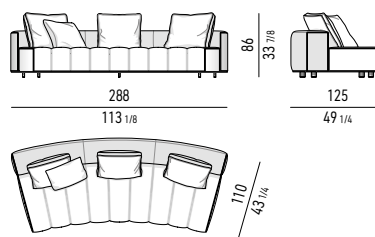
RAINBOW DIVANO CURVO CON 1 BRACCIOLO CM 315
RAINBOW ANGLED SOFA WITH 1 ARMREST CM 315



RAINBOW DIVANO CURVO SENZA BRACCIOLI CM 280
RAINBOW ANGLED SOFA WITHOUT ARMRESTS CM 280



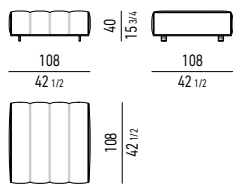
RAINBOW DIVANO CURVO SENZA BRACCIOLI CM 288
RAINBOW ANGLED SOFA WITHOUT ARMRESTS CM 288



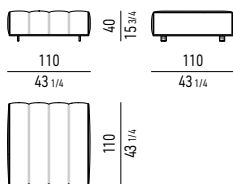
Minotti

POUF ANGOLARI | CORNER OTTOMANS

POUF ANGOLARE CM **108X108**
CORNER OTTOMAN CM **108X108**

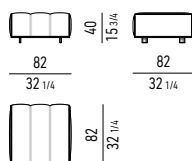


POUF ANGOLARE CM **110X110**
CORNER OTTOMAN CM **110X110**



POUF | OTTOMANS

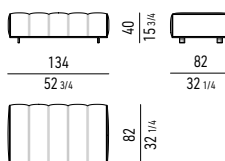
POUF CM **82X82**
OTTOMAN CM **82X82**



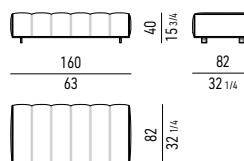
POUF CM **108X82**
OTTOMAN CM **108X82**



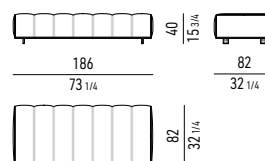
POUF CM **134X82**
OTTOMAN CM **134X82**



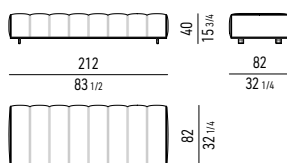
POUF CM **160X82**
OTTOMAN CM **160X82**



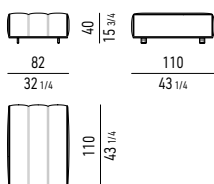
POUF CM **186X82**
OTTOMAN CM **186X82**



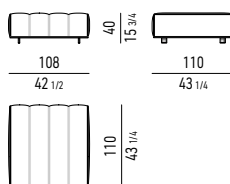
POUF CM **212X82**
OTTOMAN CM **212X82**



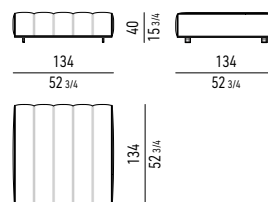
POUF CM **82X110**
OTTOMAN CM **82X110**



POUF CM **108X110**
OTTOMAN CM **108X110**

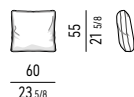


POUF CM **134X134**
OTTOMAN CM **134X134**

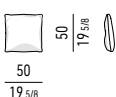


CUSCINI OPTIONAL | OPTIONAL CUSHIONS

CUSCINO SCHIENALE OPTIONAL CM **60X55**
OPTIONAL BACKREST CUSHION CM **60X55**

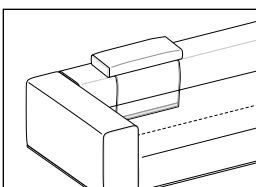
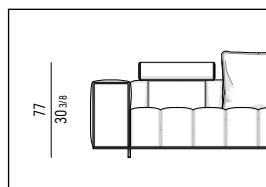
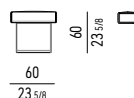


CUSCINO OPTIONAL CM **50X50**
OPTIONAL CUSHION CM **50X50**



POGGIATESTA | HEADREST

POGGIATESTA OPTIONAL **GOODMAN** CM **60**
GOODMAN OPTIONAL HEADREST CM **60**



VASSOIO PER BRACCIOLO | TRAY FOR ARMREST

GOODMAN VASSOIO CM **34X40**
GOODMAN TRAY CM **34X40**

