

NINFEA
PIETRO RUSSO






Struttura: struttura realizzata tramite una lavorazione a folding di un pannello ottenuto pressando tra loro listelli di massello di acero, pelle tinta nera e ancora listelli di massello di acero.

Piano: piano di superficie in legno come la struttura o con pannello aggiuntivo rivestito in pelle.


Frame: frame carried out through a folding-working of a panel, obtained by pressing one each other battens of solid maple wood, black-stained leather and again battens of solid maple wood.

Top: surface top in wood, like the structure, or with additional leather-covered panel.

FINITURE DISPONIBILI/AVAILABLE FINISHES



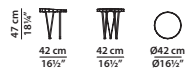
acero naturale
natural maple



acero tinto con anilina nera
black aniline dyed maple

Ø42 h47 cm - Ø16½ h18¼"

Tavolino. Small table.

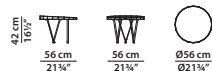


Base in metallo nero con piedini in ottone satinato.

Black metal base with brass feet.

Ø56 h42 cm - Ø21¾ h16½"

Tavolino. Small table.

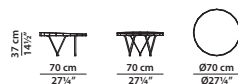


Base in metallo nero con piedini in ottone satinato.

Black metal base with brass feet.

Ø70 h37 cm - Ø27¼ h14½"

Tavolino. Small table.



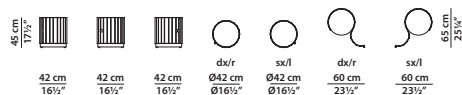
Base in metallo nero con piedini in ottone satinato.

Black metal base with brass feet.

Ø42 h45 cm - Ø16½ h17½"

Comodino con apertura dx/sx.

Night table with r/l opening.



Struttura interna in multistrato curvato di betulla impiallacciato in acero e ripiano interno in vetro nero tinto in pasta. Basamento in ottone satinato o metallo nero.

Inner structure in curved birch plywood, maple veneered and inner shelf in black, paste-dyed glass. Satin brass or black metal base.